



Spring Break Homework Packet

Class I-301 Dual Language

Dear parents and students,

This packet contains the homework to be completed during Spring break and the child's work will guide my individual lessons with him/or her when we return. This packet is due on our return, Wednesday April 19th. In addition, children need to complete their logs.

I wish you a happy Spring break with family and loved ones! Should you have any questions, please feel free to contact me on the class dojo.

Kindly, Ms. Rodriguez.

Receso primaveral Folio de tareas

Clase I-301, Idioma Dual

Estimados padres y estudiantes,

Este folio contiene la tarea que los niños deben hacer durante el receso primaveral y el trabajo de los niños guiará mi planificación de sus lecciones individuales cuando el/ella vuelva. El folio debe entregarse cuando volvamos al colegio, el miércoles 19 de Abril. Además, los niños deben continuar llenando sus logs.

Les deseo un feliz descanso junto a sus familiares y seres queridos. Ante cualquier pregunta, no dude en contactarme en el dojo.

Con aprecio, Ms. Rodriguez





Handwritten text, possibly a name or title, located at the top of the page.

Main body of handwritten text, consisting of several lines of cursive script.







Handwritten text, possibly a signature or a specific note, located in the middle of the page.

Lower section of handwritten text, continuing the main body of the document.



Final lines of handwritten text at the bottom of the page.

La mamá de Litzy hizo 43 pedazos de pastel de chocolate y los empaco en cajas de diez pedazos cada una. Luego le regalo una caja de pastel a Ms. Ponce y un pedazo de pastel a Ms. Rodríguez. Cuantos pedazos de pastel le quedan?



A la mamá de Litzy le quedan..... pedazos de pastel.

El número de pedazos de pastel que quedan tiene decenas y unidades.

...the ... of ...
...the ... of ...
...the ... of ...







...the ... of ...
...the ... of ...
...the ... of ...

...the ... of ...
...the ... of ...
...the ... of ...

...the ... of ...
...the ... of ...
...the ... of ...

...the ... of ...
...the ... of ...
...the ... of ...

Litzy's mom made 43 pieces of chocolate cake and packed them into boxes of ten pieces of cake each. She gave one box away to Ms. Ponce and one piece of cake to Ms. Rodriguez. How many pieces of cake are left?



Litzy's mom has _____ pieces of cake left.

The pieces of cake left have _____ tens and _____ ones.


DESCRIBING LEAVES

Go outside for a nature walk. Draw pictures of three different types of leaves. Then write two adjectives to describe each leaf.

The image shows a worksheet with three simple line drawings of leaves. Each leaf has a dashed rectangular box around it, intended for writing two adjectives to describe it. The boxes are connected by a larger dashed line that forms a path around the leaves. The leaves are simple, with a central vein and a few smaller veins branching off.

In cookshop, we've learned how to make our own healthy snack.
What is your favorite healthy snack? Cual es tu merienda favorita?



- Write a short how to book on how to make it. Escribe un breve libro instruccional sobre como hacer tu merienda favorita.
- You can write it in English or Spanish. Puedes escribirle en Ingles o Español.
- Don't forget a tip, a warning, labels, a close up picture, an ingredient list and details. No olvides tu tip, tu advertencia, las etiquetas, una imagen agrandada, la lista de los ingredientes y los detalles.
- Each page must have a minimum of 6 sentences. Cada pagina debe tener un minimo de 6 oraciones.





How to make/ Cómo _____

By/Por _____

Day Dia 2 and 3







1
2
3
4
5
6
7
8
9
10
11
12
13
14
15
16
17
18
19
20
21
22
23
24
25
26
27
28
29
30
31
32
33
34
35
36
37
38
39
40
41
42
43
44
45
46
47
48
49
50
51
52
53
54
55
56
57
58
59
60
61
62
63
64
65
66
67
68
69
70
71
72
73
74
75
76
77
78
79
80
81
82
83
84
85
86
87
88
89
90
91
92
93
94
95
96
97
98
99
100

1
2
3
4
5
6
7
8
9
10
11
12
13
14
15
16
17
18
19
20
21
22
23
24
25
26
27
28
29
30
31
32
33
34
35
36
37
38
39
40
41
42
43
44
45
46
47
48
49
50
51
52
53
54
55
56
57
58
59
60
61
62
63
64
65
66
67
68
69
70
71
72
73
74
75
76
77
78
79
80
81
82
83
84
85
86
87
88
89
90
91
92
93
94
95
96
97
98
99
100



THE UNIVERSITY OF CHICAGO LIBRARY



THE UNIVERSITY OF CHICAGO LIBRARY
1
2
3
4
5
6
7
8
9
10
11
12
13
14
15
16
17
18
19
20
21
22
23
24
25
26
27
28
29
30
31
32
33
34
35
36
37
38
39
40
41
42
43
44
45
46
47
48
49
50
51
52
53
54
55
56
57
58
59
60
61
62
63
64
65
66
67
68
69
70
71
72
73
74
75
76
77
78
79
80
81
82
83
84
85
86
87
88
89
90
91
92
93
94
95
96
97
98
99
100





[Faint, illegible text]

[Faint, illegible text]







Para este problema, usa un modelo de puntitos y responde las preguntas usando oraciones completas.

La mamá de Krisangel hizo 32 tamales dulces. Ella quiere empacarlos en cajas de diez. Cuántas cajas necesitará?

Cuántos de los tamales irán en las cajas de diez?

Cuántos de los tamales terminarán sueltos?

For this problem, use a dot model to show your work and use full sentences to answer the questions.

Krisangel's mom made 32 sweet tamales. She wants to pack them up in boxes of ten. How many boxes will she need?

How many of the tamales will go into boxes of ten?

How many tamales will singles or ones?

La mamá de Pedro hizo 27 pastelitos de carne. 12 se cayeron al piso. Cuantos pastelitos de carne quedan? Usa el modelo de puntos para demostrar tu trabajo.

La mamá de Pedro quiere empaquetar los pastelitos en cajas de diez también. Cuantas cajas necesitara?

Cuantos pastelitos quedaran sueltos?

Pedro's mom made 27 beef pastries. 12 fell to the floor. How many beef pastries are left? Use the dot model to show your work.

Pedro's mom wants to pack the beef pastries into boxes of ten too. How many boxes will she need?

How many beef pastries will be on the loose as ones?


Earth Day Report Card - Home

Name: _____

For each of the following categories, check the appropriate box to give a rating of A (always), S (sometimes), or N (never). There is also a NA (not applicable) rating if the category doesn't apply to your home.

Category:	A	S	N	NA
Area outside around house / apartment is kept free from litter.				
Trees and plants are growing in green areas.				
Pesticides and fertilizers are not used on green areas.				
Bird houses and feeders are located nearby.				
Lights are turned off when not in use.				
Electrical appliances are turned off when not in use.				
Electrical appliances are unplugged when not in use.				
Water is turned off when not in use.				
Time in showers is limited to conserve water.				
Water is not left running while brushing teeth.				
Water pitcher is left in fridge so water is not wasted letting it get cold.				
Kitchen scraps are composted.				
Coffee grounds are composted.				
Nontoxic cleaning supplies are used.				
Paints and hazardous materials are disposed of properly.				
Toilet paper is made from recycled paper.				
Paper towels are made from recycled paper.				
Reusable shopping bags are used for groceries and other shopping.				
There are plants in the home to improve air quality.				
Scrap paper is used for notes and messages.				
All paper is recycled.				
Plastic and metal cans are recycled.				
Bill statements and payments are made online.				
Reusable containers are used to store food leftovers.				
Lunches are packed in reusable containers.				
Energy-saving appliances are used.				
Energy efficient light bulbs are used.				
Areas around doors and windows are sealed to prevent air flow.				
Blinds are kept shut through the day to keep house cool.				
Earth Day is recognized and celebrated in the home.				

What is one other thing you do in the home to be environmentally friendly?

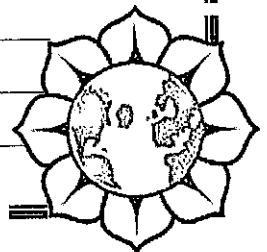


I Could Make My Home a Greener Place If I ...

Draw a picture to show how you could make your home a greener place.

I could make my home a greener place if I _____



My plan to accomplish this is _____





Use your imagination to imagine yourself in an fantasy land!
Tell us your adventure! What did you see? What happened?

Usa tu imaginacion para imaginarte en una tierra magica! Dinos tu aventura! Que viste? Que ocurrio?

- You can write it in English or Spanish. Puedes escribirle en Ingles o Español.
- Don't forget to introduce your character, the setting, to get your character into trouble, to get your character OUT of trouble, and to include a happy ending. No te olvides de presentar a tu personaje y el marco del cuento, de incluir un problema, de sacar a tu personaje del problema, e incluir un final feliz!
- Each page must have a minimum of 6 sentences. Cada pagina debe tener un minimo de 6 oraciones.





1. The first part of the document discusses the importance of maintaining accurate records of all transactions and activities. It emphasizes that proper record-keeping is essential for ensuring transparency and accountability in financial operations. This section also highlights the role of internal controls in preventing fraud and errors.

2. The second part of the document focuses on the implementation of robust risk management strategies. It outlines various risk assessment techniques and provides guidance on how to identify, measure, and mitigate potential risks. The text stresses the need for a proactive approach to risk management to protect the organization's assets and reputation.

3. The third part of the document addresses the importance of effective communication and reporting. It discusses the need for clear and concise communication channels and the role of regular reporting in keeping stakeholders informed. This section also touches upon the importance of maintaining confidentiality and data security.

4. The fourth part of the document discusses the role of technology in modern financial management. It explores various digital tools and software solutions that can streamline processes, improve efficiency, and enhance data analysis. The text also mentions the importance of staying updated with the latest technological advancements in the industry.

5. The fifth part of the document concludes with a summary of the key points discussed and offers final thoughts on the importance of continuous improvement and learning. It encourages organizations to regularly review their processes and seek opportunities for growth and innovation.



6. The sixth part of the document provides a detailed overview of the financial reporting process. It explains the different types of financial statements, such as the balance sheet, income statement, and cash flow statement, and how they are prepared. This section also discusses the importance of adhering to accounting standards and regulations.



7. The seventh part of the document focuses on budgeting and financial planning. It outlines the steps involved in creating a budget and how it can be used as a tool for managing resources and achieving organizational goals. The text also discusses the importance of monitoring and controlling the budget to ensure it remains on track.



8. The eighth part of the document discusses the role of financial analysis in decision-making. It explains how financial ratios and other analytical tools can be used to evaluate the financial health of an organization and identify areas for improvement. This section also touches upon the importance of providing accurate and timely financial information to management.



9. The ninth part of the document addresses the importance of financial compliance and legal considerations. It discusses the various laws and regulations that govern financial operations and the consequences of non-compliance. This section also provides guidance on how to ensure that the organization is always up-to-date with the latest regulatory requirements.



10. The tenth part of the document concludes with a final summary and a call to action. It reiterates the key points discussed throughout the document and encourages organizations to take the necessary steps to implement the best practices mentioned. The text ends with a positive outlook on the future of financial management and the potential for growth and success.















WHO IS SAVING ENERGY?


Saving energy and water can help planet Earth. Can you spot the energy savers?

Directions: Look at the pictures below. Circle the pictures that save energy. Cross out the pictures that waste energy.



MORE WAYS TO SAVE ENERGY

- Don't leave the refrigerator door open too long.
- Read or play games instead of watching TV.



CELEBRATE EARTH!

April 22 is Earth Day. It is a day we celebrate Earth and think of ways to help protect it.

We can help Earth by using less energy and water. We can also recycle. What other things can we do?

Directions: How will you help planet Earth? Complete the sentence below. Then draw a picture in the box to show what you will do.



I will help planet Earth by _____

A large rectangular box with a decorative border. The border consists of recycling symbols at the top and bottom corners, and globes at the bottom corners. Between these symbols are three leafy branches. The interior of the box contains three horizontal lines for writing.